

## Transportation Availability

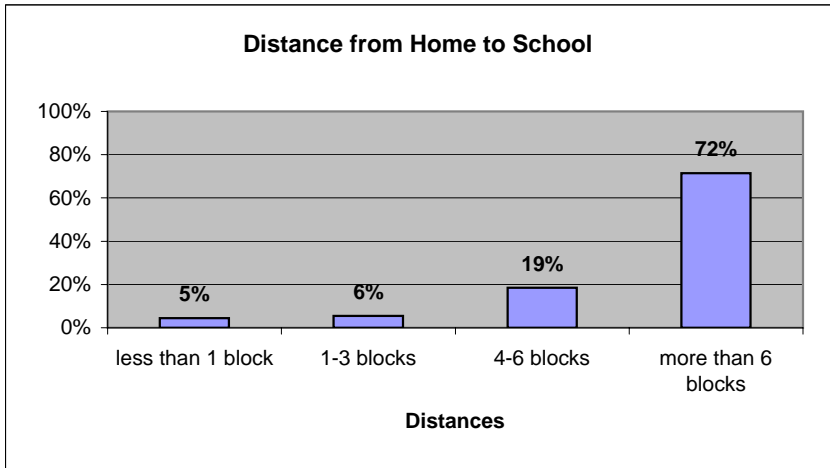
Availability of School Bus?		
Yes	No	Total
487	44	531
92%	8%	

Availability of Bicycle?		
Yes	No	Total
205	72	277
74%	26%	

Availability of Car?		
Yes	No	Total
477	54	531
90%	10%	

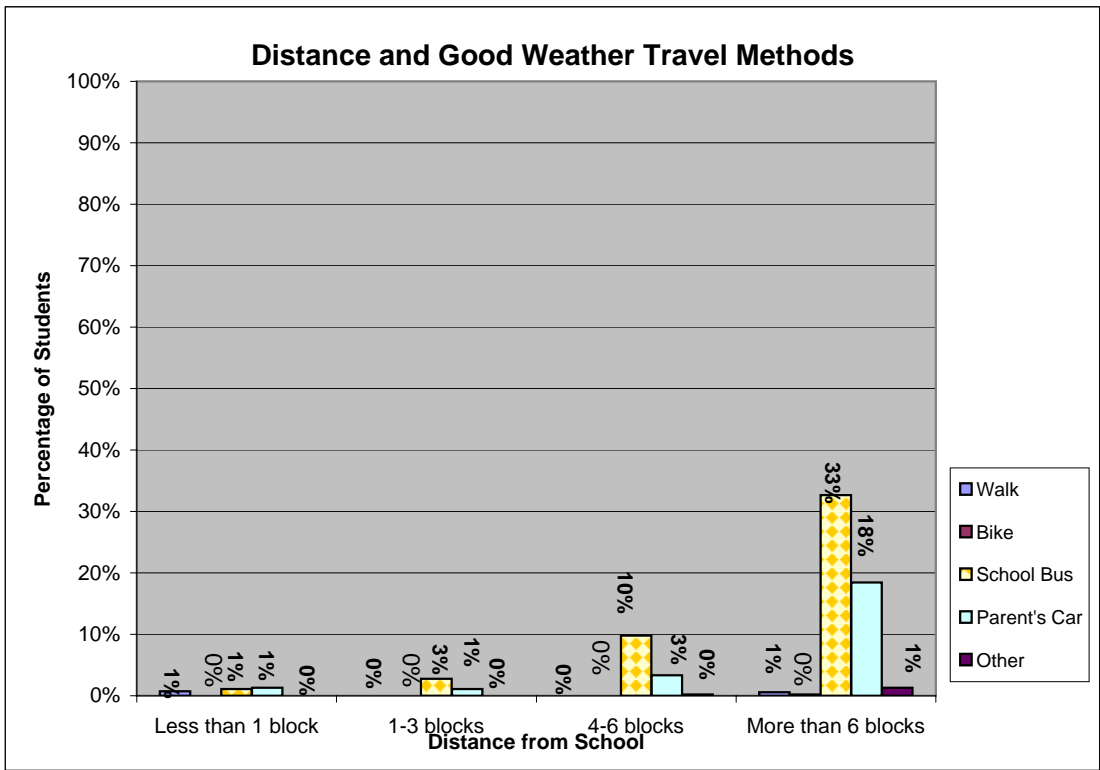
How far do students live from school?

less than 1 block	1-3 blocks	4-6 blocks	more than 6 blocks	Total
18	22	74	286	400
5%	6%	19%	72%	



Comparison of Distance and Travel on Good Weather Days

	Walk	Bike	School Bus	Parent's Car	Other	Total Students
Less than 1 block	4	0	6	7	0	542
1-3 blocks	0	0	15	6	0	
4-6 blocks	0	0	53	18	1	
More than 6 blocks	3	1	177	100	7	
Less than 1 block %	1%	0%	1%	1%	0%	
1-3 blocks %	0%	0%	3%	1%	0%	
4-6 blocks %	0%	0%	10%	3%	0%	
More than 6 blocks %	1%	0%	33%	18%	1%	



# Demographics

Refresh

Total number of students

**542**

Count of Grade	
Grade	Total
8	261
7	238
9	43
<b>Grand Total</b>	<b>542</b>

Count of Year data collected	
Year data collected	Total
2006	542
<b>Grand Total</b>	<b>542</b>

Count of Age	
Age	Total
11	1
12	117
13	218
14	101
15	11
18	1
0	1
<b>Grand Total</b>	<b>450</b>

Count of Gender	
Gender	Total
1	252
2	285
3	2
0	1
<b>Grand Total</b>	<b>540</b>

Count of Teacher	
Teacher	Total
Taplin	9
N/A	5
Gallagher	14
Wares	70
Reed	5
Ivester	17
Palmer	6
Graham	14
Sirrine	14
Brown	13
Smith	23
Vanlandschoot	17
Mills	20
Fouch	15
Pointe	14
Sirine	1
Coon	13
Page	2
Vanlandshoot	3
Graham	8

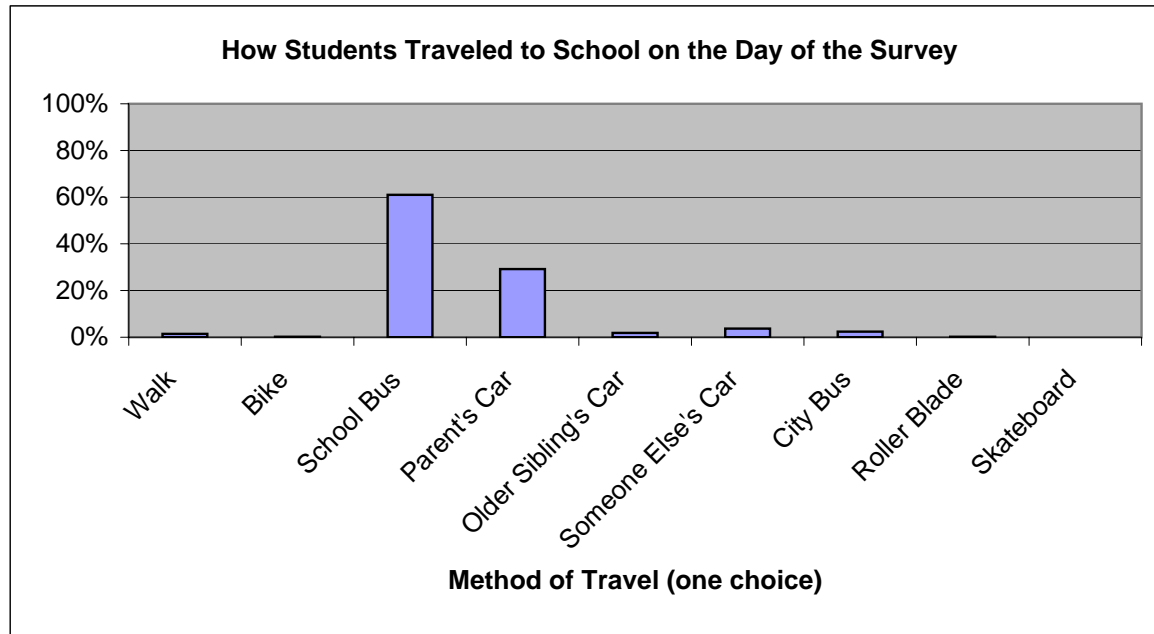
Count of Month data collected (#)	
Month data collected	Total
11	537
12	5
<b>Grand Total</b>	<b>542</b>

Vanlandsc	1
Vance	1
Brush	19
Hart	21
Medler	17
Wyklige	19
Pratt	23
Hanson	20
Baumann	5
Tester	22
Bramer	23
Bramer	1
Mendoza	22
Warren	22
Robbins	7
Moore	2
Livengood	5
Bunek	2
Grand Total	515

## Student Behaviors

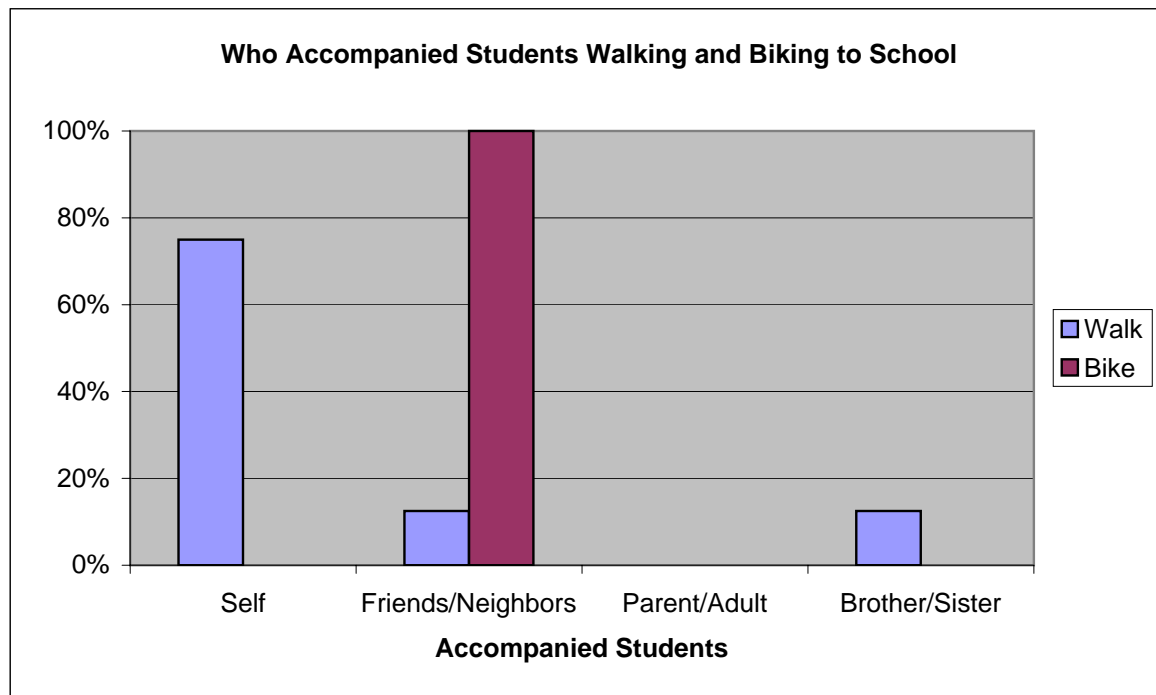
Overall, how do students go to school?

Walk	Bike	School Bus	Parent's Car	Older Sibling's Car	Someone Else's Car	City Bus	Roller Blade	Skateboard	TOTAL
8	1	332	159	10	20	13	1	0	544
1%	0%	61%	29%	2%	4%	2%	0%	0%	



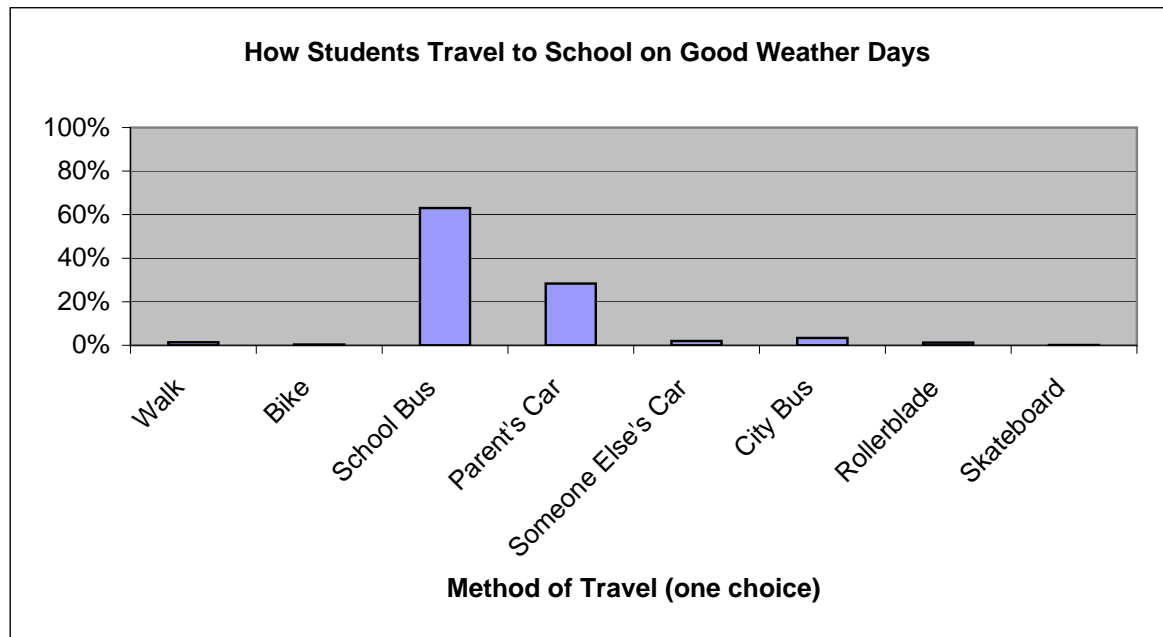
Who Did Students Walk or Bike With on Their Way to School

	Self	Friends/Neighbors	Parent/Adult	Brother/Sister	Total
Walk	6	1	0	1	8
Bike	0	1	0	0	1
Walk %	75%	13%	0%	13%	
Bike %	0%	100%	0%	0%	



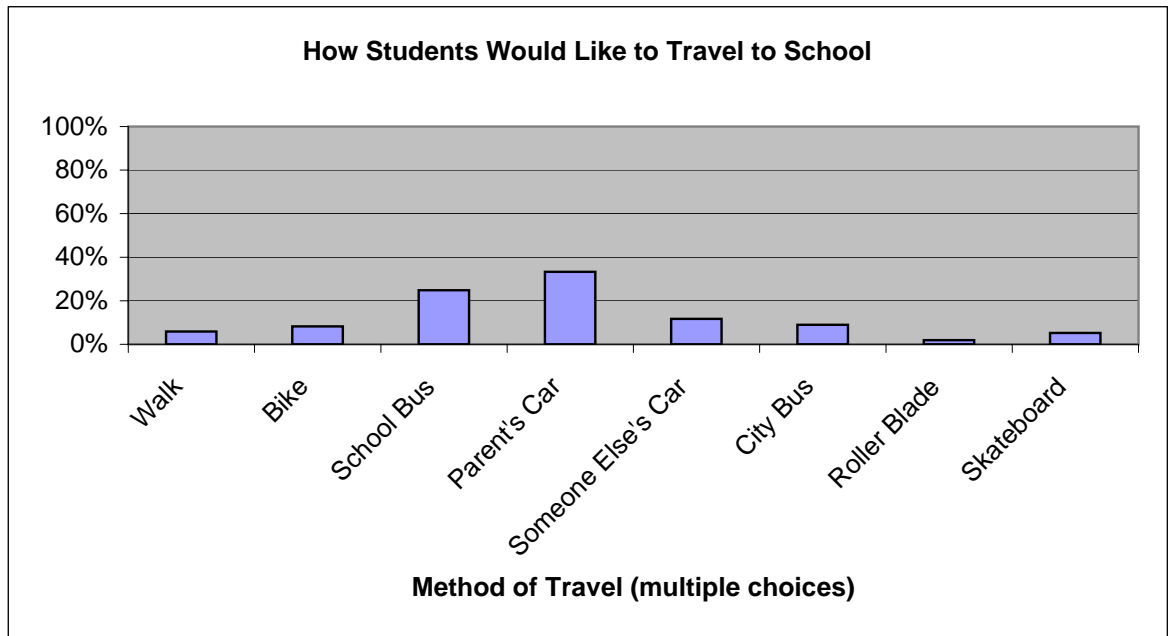
Overall, how did students get to school in good weather?

Walk	Bike	School Bus	Parent's Car	Someone Else's Car	City Bus	Rollerblade	Skateboard	Total
8	2	353	159	11	19	7	1	560
1%	0%	63%	28%	2%	3%	1%	0%	



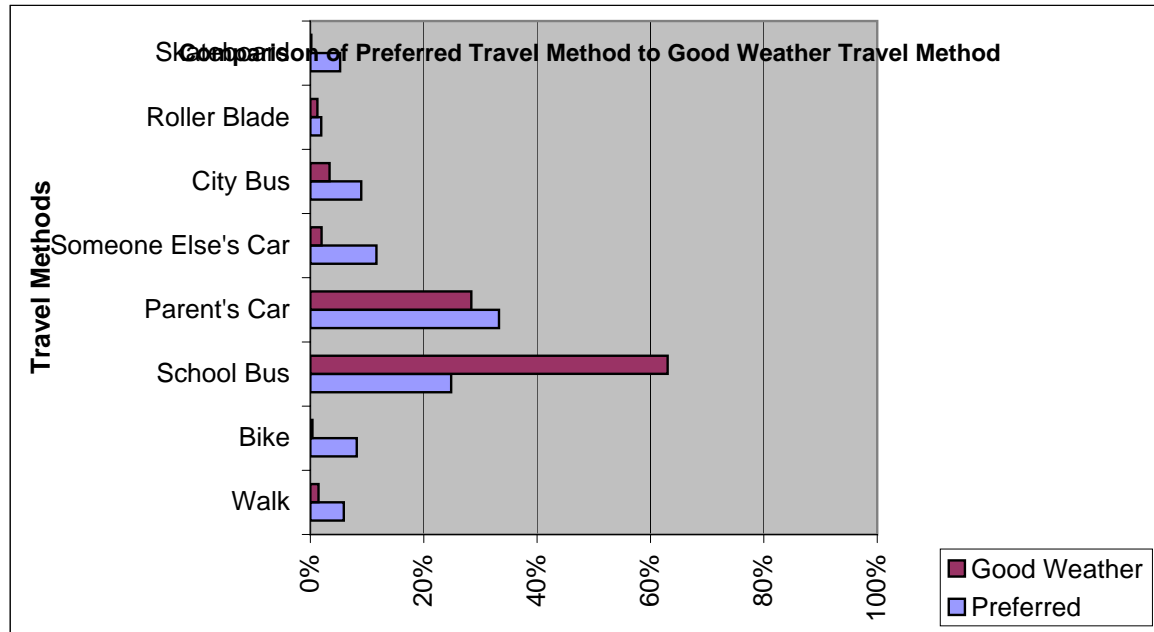
If given a choice, how would students most like to get to school

Walk	Bike	School Bus	Parent's Car	Someone Else's Car	City Bus	Roller Blade	Skateboard	Total
46	64	194	260	91	70	15	41	781
6%	8%	25%	33%	12%	9%	2%	5%	



Comparison of Preferred Travel Method to Good Weather Travel Method

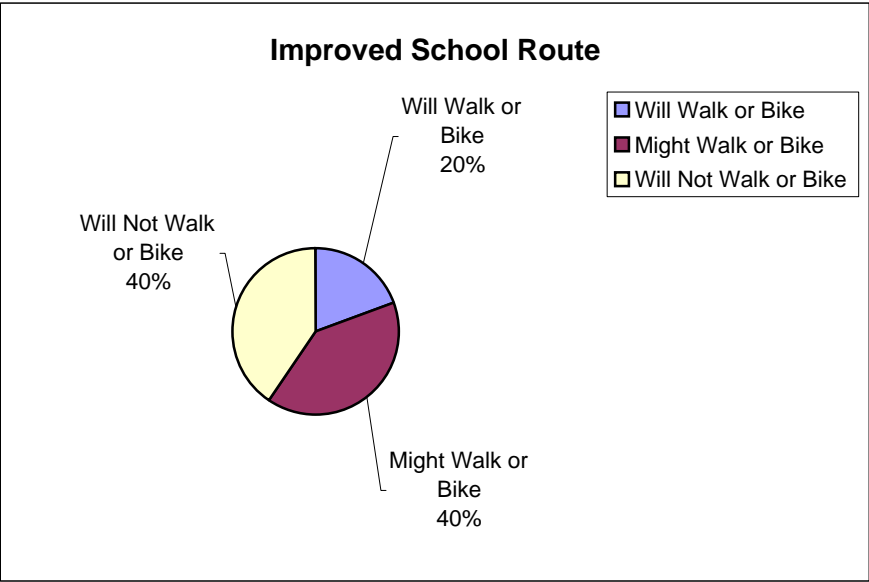
	Walk	Bike	School Bus	Parent's Car	Someone Else's Car	City Bus	Roller Blade	Skateboard	Total
Preferred	46	64	194	260	91	70	15	41	781
Good Weather	8	2	353	159	11	19	7	1	560
Preferred %	6%	8%	25%	33%	12%	9%	2%	5%	
Good Weather %	1%	0%	63%	28%	2%	3%	1%	0%	



# Student Intentions

Improved School Route

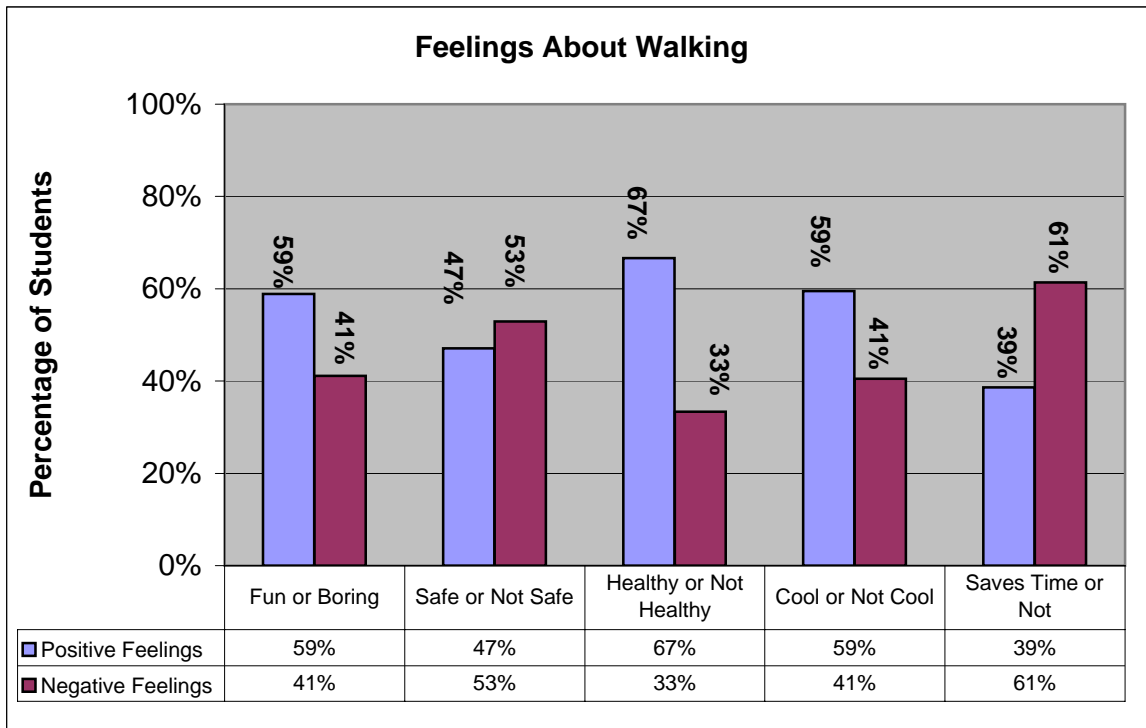
Will Walk or Bike	Might Walk or Bike	Will Not Walk or Bike	Total
100	204	208	512
20%	40%	41%	



## Student Attitudes

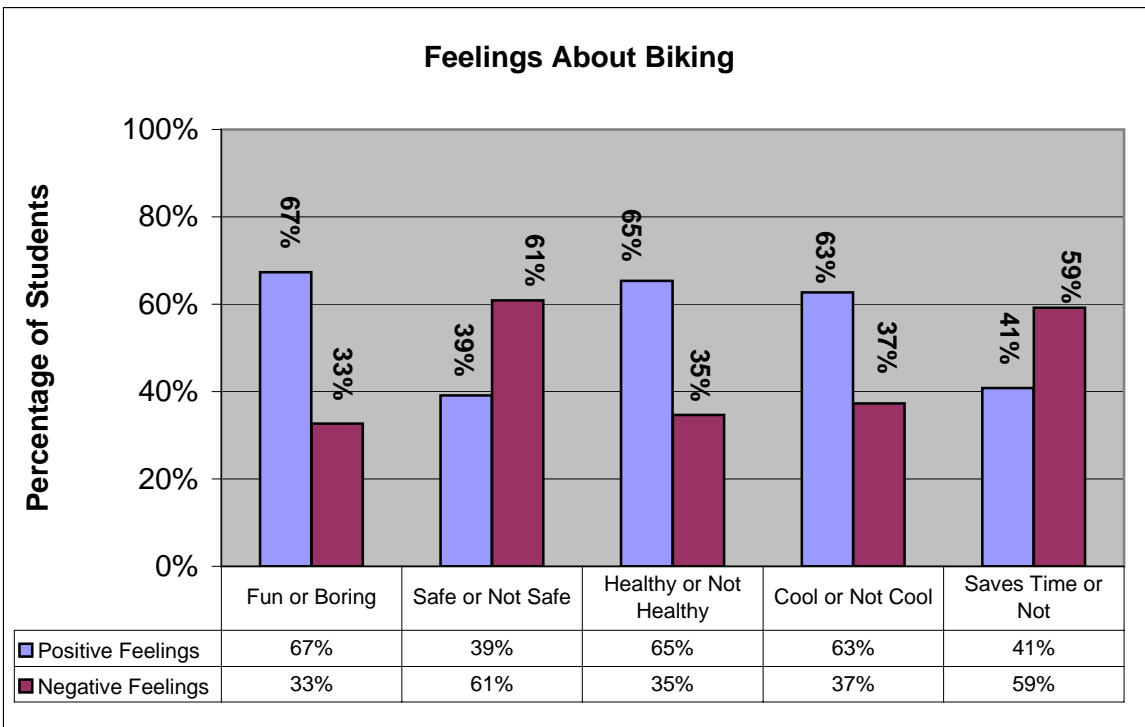
Feelings About Walking to School

	Fun or Boring	Safe or Not Safe	Healthy or Not Healthy	Cool or Not Cool	Saves Time or Not
Positive	365	232	230	354	136
Negative	255	261	115	241	216
Positive %	59%	47%	67%	59%	39%
Negative %	41%	53%	33%	41%	61%



Feelings About Biking

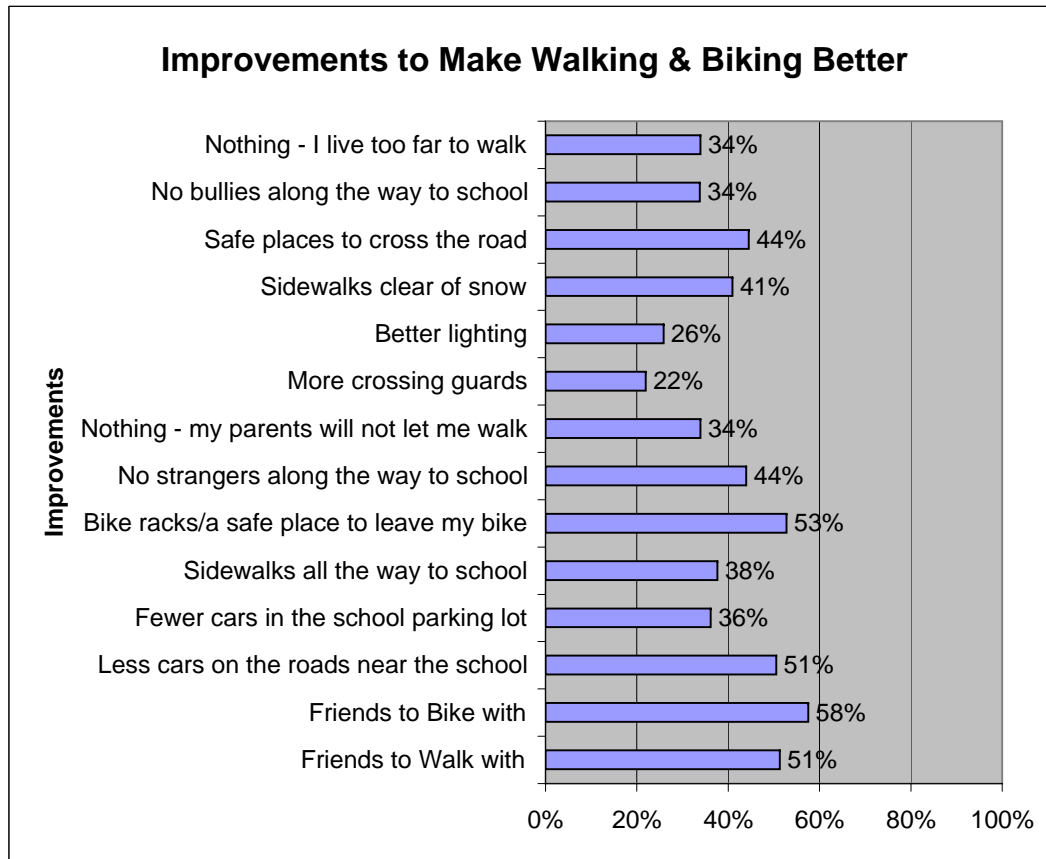
	Fun or Boring	Safe or Not Safe	Healthy or Not Healthy	Cool or Not Cool	Saves Time or Not
Positive	503	167	232	382	165
Negative	244	260	123	227	239
Positive %	67%	39%	65%	63%	41%
Negative %	33%	61%	35%	37%	59%



## Student Beliefs

Improvements to make walking and biking better

Friends to Walk with	Friends to Bike with	Less cars on the roads near the school	Fewer cars in the school parking lot	Sidewalks all the way to school	Bike racks/a safe place to leave my bike	No strangers along the way to school	Nothing - my parents will not let me walk	More crossing guards	Better lighting	Sidewalks clear of snow	Safe places to cross the road	No bullies along the way to school	Nothing - I live too far to walk	Total Number of Students
278	312	274	196	204	286	238	184	119	140	222	241	183	184	542
51%	58%	51%	36%	38%	53%	44%	34%	22%	26%	41%	44%	34%	34%	



## Route Environment

What Students See Along the School Route

Parks	Trees	Dogs	Houses where people live	Houses or buildings that are empty	Apartment buildings	Neighbors /people that you know	Strangers/ people that you do not know	Stores	Gas stations	Factories	Parking areas	Empty lots	Trash	Construction areas	Farm land	Total
144	472	257	483	210	212	345	384	384	296	78	340	235	296	241	256	542
27%	87%	47%	89%	39%	39%	64%	71%	71%	55%	14%	63%	43%	55%	44%	47%	

